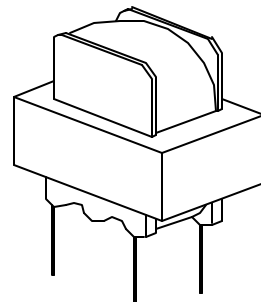
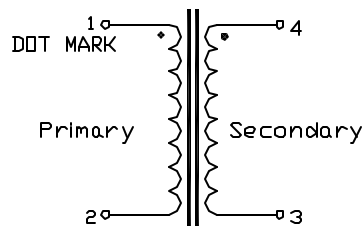
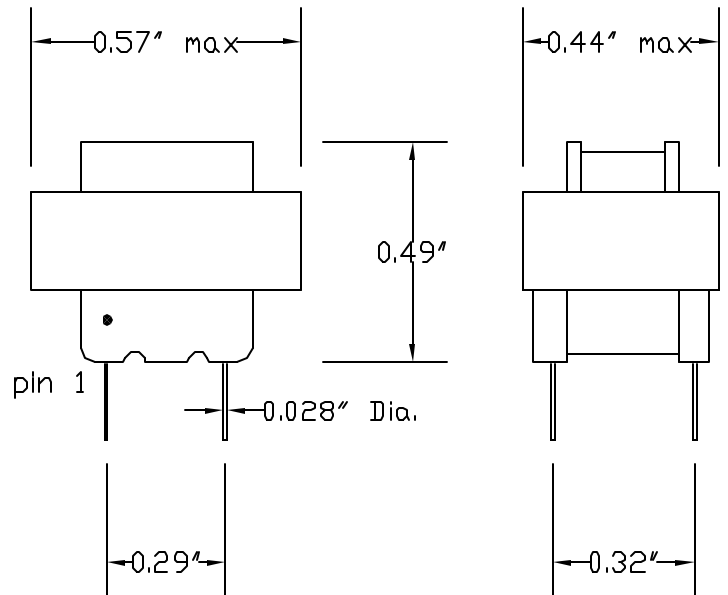


REVISIONS				
ZONE	REV	DESCRIPTION	DATE	APPROVED
ITU V.90 Modem Data Speed at 56Kbps				



NOTES:

1. Impedance: Pri & Sec = 600 Ohms (Ref)
Designed to Reflect 600 Ohms +/-0.5% on Pri with 360 Ohms Load on Sec at 1KHz, 1Vrms
2. DC Resistance: Primary = 98 Ohm +/- 10%
Secondary = 125 Ohm +/- 10%
3. Turn Ratio: Pri : Sec = 1 : 1 +/-1%
4. Inductance at Pri: 4H min at 250Hz, 1Vrms
2H min at 1KHz
5. Insertion Loss: 2.4dB max. at 200 to 4000 Hz
6. Frequency Response: +/-0.25dB at 200 to 4000Hz
7. Total Harmonic Distortion: -80dB max. -10dBm at 600Hz
8. Longitudinal Balance: 60dB min at 200 to 1000Hz
40dB min at 1000 to 4000Hz
9. Primary DC Bias Loop Current: 0mA (none, dry circuit)
10. Insulation Resistance: 1 mega Ohm min at 500VDC
11. Dielectric Strength: 1500Vrms 1 minute at Pri/Sec/Core
12. Test Signal: 1 Vrms AC peak-to-peak, 1KHz, 80mA
13. Pin #1 marking on bobbin
14. Operating Temperature: 0 to +80 C
15. Input Impedance: 580 Ohm. 360 Ohm Load,1KHz/1Vp-p

UNLESS OTHERWISE SPECIFIED: DIMENSIONS ARE IN INCHES TOLERANCES		INTEGRITY TECHNOLOGY				
DECIMALS	ANGULAR					MODEM TRANSFORMER
.XX ± .06	± 0.5	DATE	SIZE	FSCM NO.	DWG NO.	
.XXX ± .010		J. YOUNG	A		T14H	F
DO NOT SCALE DRAWINGS		DATE				
		3-02				
DESIGN			SCALE	NONE	XTE-T14H	SHEET 1 OF 1